

Mobile Access app

Introduction

Mobile Access is access control of persons using virtual credentials stored on a mobile device such as the person's smartphone. The virtual credentials are maintained in the primary access control system or ACS .

- Operators of the ACS generate, assign and send these virtual credentials to persons via a cooperating web application such as Credential Management or Visitor Management.
- The holders of mobile credentials operate access control readers via Bluetooth from a mobile access app on their mobile devices.
- Installers of mobile access systems configure access control readers via Bluetooth from a special setup app on their mobile devices.
- The system stores no personal data on mobile devices.

Bosch provides the following apps for mobile access

- **Bosch Mobile Access:** A cardholder app to store virtual credentials and transmit them via Bluetooth to those readers that are configured for mobile access. Such a reader then grants or denies access depending on whether one of the app's stored credentials is valid for it.
- **Bosch Setup Access:** An installer app for scanning and configuring the readers via Bluetooth. Authorized operators of Visitor Management and Credential Management can send virtual credentials for both cardholder and installer apps.

No personal data is stored by Bosch. The use of this app is anonymous.

Installing the app

1. Download and install the application from the app store.
2. Read and accept the Data Protection Notice, Terms of Use and End User License Agreement. You can find this information in the main menu afterwards.

Getting access

The access invitation comes from the host organization. Use one of the following options:

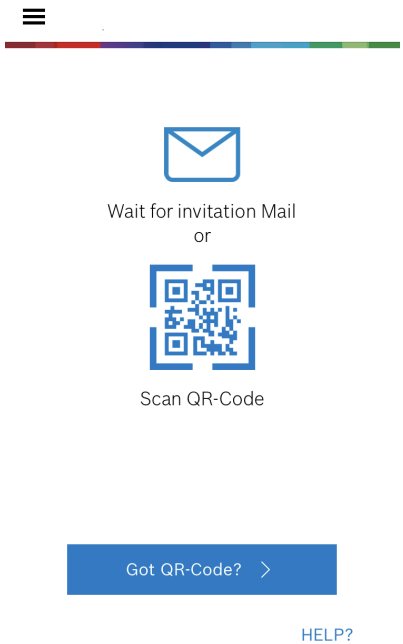
Invitation mail

Click on the link in the invitation mail sent to your e-mail address. Registration will start automatically.

Scan QR code

Tap **Got QR-Code?** or tap the QR code icon.

It is possible to add more credentials. In the main menu, select **Add new credential** and repeat the instructions above.

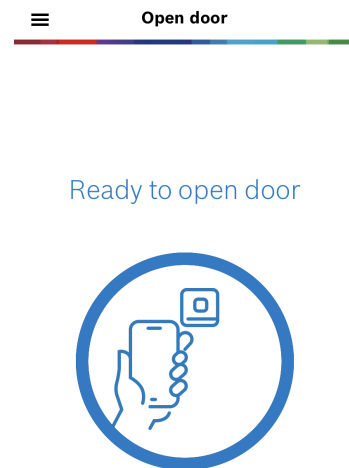


Opening the door

1. Turn on the Bluetooth in your smartphone.
2. Open the Mobile Access app.


Notice!

To open the door with your smartphone locked, the app needs to be running. After the first access, there is no need to unlock your smartphone every time you want to open a door.



Let the app run in the background as your virtual access card.


- ▶ The following message will appear when you have access.



Let the app run in the background as your virtual access card.

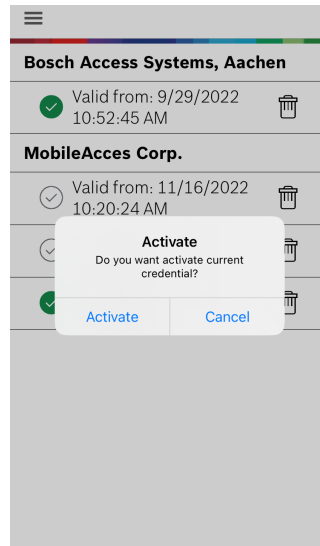
Managing my credentials

To view your credentials, select **My credentials** in the main menu.

To delete a credential, choose the credential desired and select the icon .

After adding a credential, it will be active by default. The green checkmark is for activated credential. The white checkmark is for deactivated credential.

To activate a credential, tap the white checkmark of the desired credential. Then tap **Activate**.



Mobile Access

en Quick user guide

Bosch Security Systems B.V.

Torenallee 49
5617 BA Eindhoven
Netherlands

www.boschsecurity.com

© Bosch Security Systems B.V., 2023