

RF3503E



Security Systems

EN | User Guide
Transmitter

BOSCH

1.0 Overview


The RF3503E is a wireless, two-button transmitter that sends a medical or panic alarm signal to your monitoring system. Each RF3503E is programmed with a unique code that allows your monitoring system to recognize individual transmitters.

Although the range of the transmitter can be up to 100 m in open air, typical building materials can greatly reduce the range of your unit. It is recommended that you try out your transmitter at various locations in the monitored area to test the range.

2.0 Specifications


Table 1: Specifications	
Battery Voltage	3 VDC
Recommended Battery Types	Duracell DLCR2 Eveready EL1CR2 Sanyo CR2
Battery Life	Approximately 5 years under normal use with recommended battery types.
Operating Temperature/ Humidity	-20°C to +65°C 0% to 95% relative humidity (non-condensing)
Length	10.5 cm
Width	4.0 cm
Depth	2.1 cm
Weight	85 g
Frequency	433.42 MHz
Compatible Receivers	RF3227E RF3249E

3.0 Selecting the Receiver




1. Install the jumper to use with the RF3249E Receiver.
2. Remove the jumper to use with the RF3227E Receiver.

4.0 Installing and Changing the Battery




1. Remove the two screws used to attach the belt clip (if used) to the transmitter.
2. Remove the battery cover screw.



3. Remove the battery cover.
4. Install the battery, observing polarity.

5.0 Attaching the Belt Clip

The transmitter comes with a belt clip that can be worn over a pocket or attached to a belt. Using the belt clip is optional.



1. Use the two screws provided to attach the belt clip to the transmitter.
2. Use the battery cover screw through the belt clip if a more secure fit is desired.

7.0 Testing the Battery



Press the small button until you hear a beep. A second series of short beeps indicates the battery is good.

6.0 Operating the Transmitter



1. Press the large button for 1 sec to send a medical alarm signal.
2. Press both buttons together for 1 sec to send a panic alarm signal.

The transmitter beeps when the buttons are properly pressed.

Bosch Security Systems
130 Perinton Parkway
Fairport, NY 14450-9199 USA
www.boschsecurity.us
Customer Service: (800) 289-0096
Technical Support: (888) 886-6189

© 2004 Bosch Security Systems
4998132005B

BOSCH