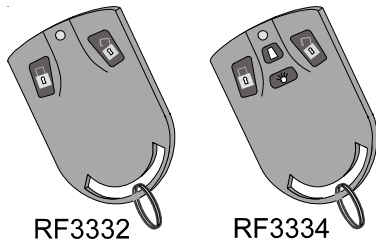


Users Guide for the RF3332 and RF3334 Wireless Keyfobs



1.0 General Information

The RF3332 and the RF3334 are Wireless Keyfobs which allow you to arm, disarm and, in the case of the RF3334, control other devices connected to your security system within the protected area. The Keyfobs are programmed with a unique code which will allow only your devices to work with your Security System.



IMPORTANT

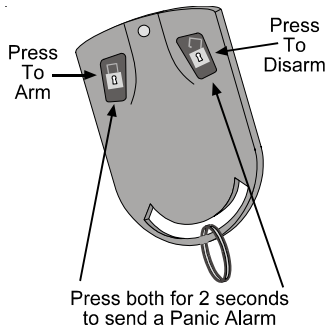
Although the range of the keyfob may be up to 500 feet (150 meters) in open air, normal building materials can greatly reduce the range of your keyfob. If you are in your automobile or if your home has aluminum siding, the range may be reduced even further. We suggest that you try out your keyfob at various locations on your property to test the range.

2.0 Specifications

- **Description:** RF3332, RF3334 Wireless Keyfobs
- **Dimensions:**
 - **Keyfob:** 1.5" w x 2.5" h x .5" d
(38 x 63 x 13 mm)
- **Operating Temperature:** -20° to +150°F (-29 to +65°C). 0 to 95% relative humidity (non-condensing. +32° to +120°F (0° to +49° C) for *UL Certificated Installations*).
- **Operating Voltage:** Supplied by two 3 VDC lithium batteries.
- **Battery Life:** Approximately 5 years under normal operating conditions with the recommended battery types.
- **Recommended Battery Types:** Duracell DL2025, Eveready CR2025, or Panasonic CR2025.

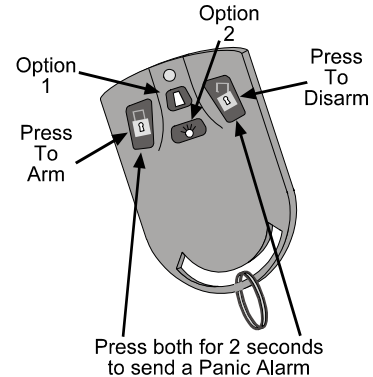
3.0 Features of the RF3332

The RF3332 can arm and disarm your alarm system. The Keyfob has the ability to send a Panic code to your monitoring company if your security system is programmed to do so. The LED will flash to indicate that a signal has been sent to your alarm system.



4.0 Features of the RF3334

The RF3334 can arm and disarm your alarm system. The Keyfob has the ability to send a Panic code to your monitoring company if your security system is programmed to do so and to control other devices within the protected area. The LED will flash to indicate that a signal has been sent to your alarm system.



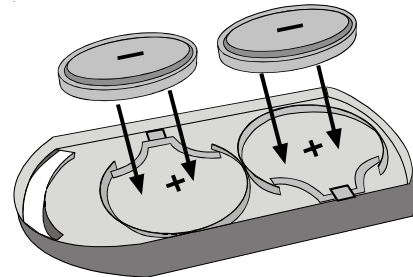
5.0 Battery Replacement

The batteries will need to be replaced approximately every 5 years. If you notice the range of the Keyfob is decreasing or if the LED is not working, it may be time to replace your batteries. Battery life will vary depending on the amount of use. The recommended battery types are Duracell DL2025, Eveready CR2025, or Panasonic CR2025.

- 1- Remove the cover using a small screwdriver.



- 2- Insert the new batteries. Observe the polarity.



- 3- Replace the cover.

FCC COMPLIANCE NOTICE:

This device complies with Part 15 of the FCC Rules and with RSS-210 of Industry and Science Canada. Operation is subject to the following two conditions: (1) this device may not cause harmful interference, and (2) this device must accept any interference received, including interference that may cause undesirable operation.

Changes or modifications not expressly approved by Bosch Security Systems can void the users authority to operate the equipment.



Security Systems

BOSCH

