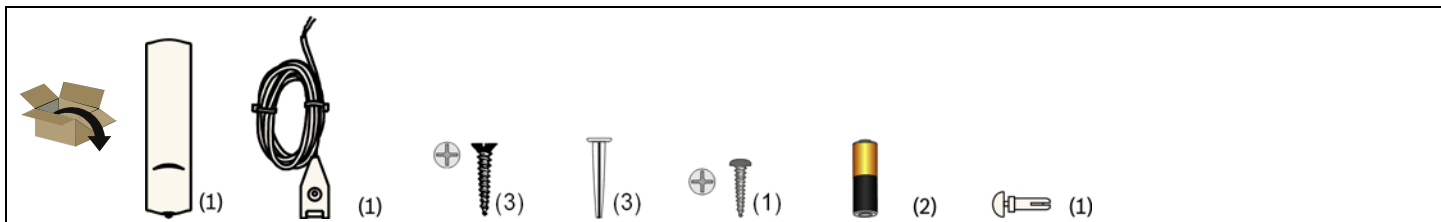
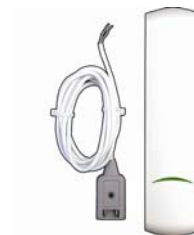





ISW-BWL1-SX (868 MHz)
ISW-BWL1-SY (915 MHz)
wLSN Water Sensor/Low-temperature Sensor
Installation Instructions



 -10°C - +55°C (+14°F - +131°F)
 <95%
 868 MHz (ISW-BWL1-SX)
 915 MHz (ISW-BWL1-SY)

ISW-BWL1-SX (868 MHz): **CE**
 ISW-BWL1-SY (915 MHz): FCC, Part 15; C-Tick, IC

