

AP1-P

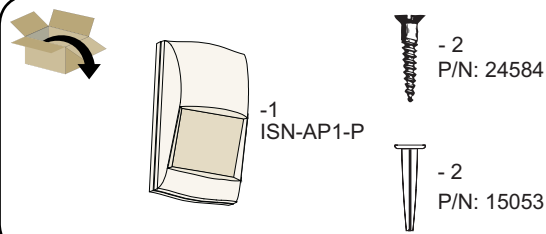


Installation Instructions

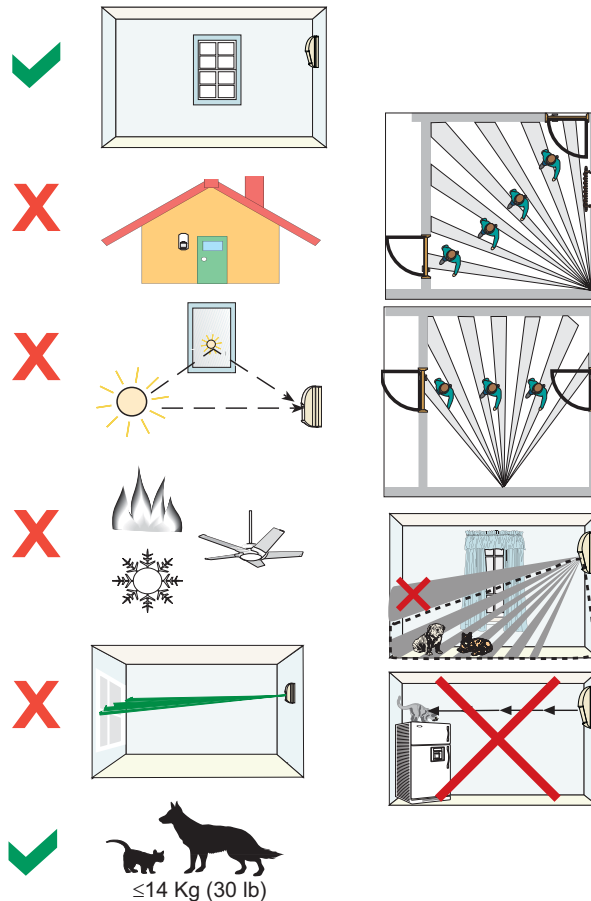
Instruções de instalação

Instrucciones de instalación

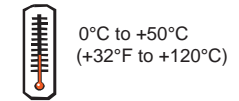
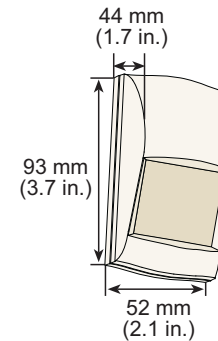
安装说明



Installation Considerations
Considerações de Instalação
Consejos de instalación
安装注意事项



Specifications
Especificações
Especificaciones
规格



SELV

Connect all wiring to a safety extra-low voltage (SELV) circuit only.

Current Draw: 15 mA @ 12 VDC standby, <25 mA in alarm

Humidity: 0 to 95% non-condensing

SELV

Conecte todos os fios somente a um circuito de segurança de extra baixa voltagem (SELV).

Consumo: 15 mA a 12 VCC em espera, <25 mA em alarma

Umidade: 0 a 95% sem condensação

SELV

La instalación de cables para el sistema de seguridad debe ser de baja tensión e independiente.

Consumo de corriente: 15 mA @ 12 V CC en reserva, <25 mA en alarma

Humedad: de 0 a 95% sin condensación

安全低电压

仅限将所有的线路与安全低电压 (SELV) 电路连接。

电流消耗: 待机时为 15 毫安, 12 伏直流; 报警时为 <25 毫安

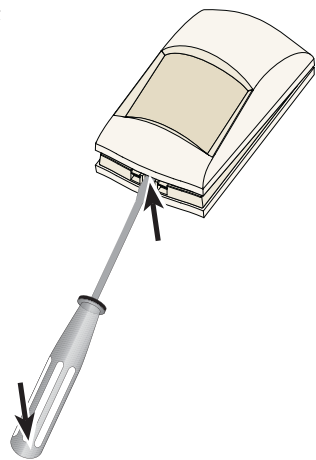
湿度: 0 至 95% 非冷凝

www.boschsecuritysystems.com

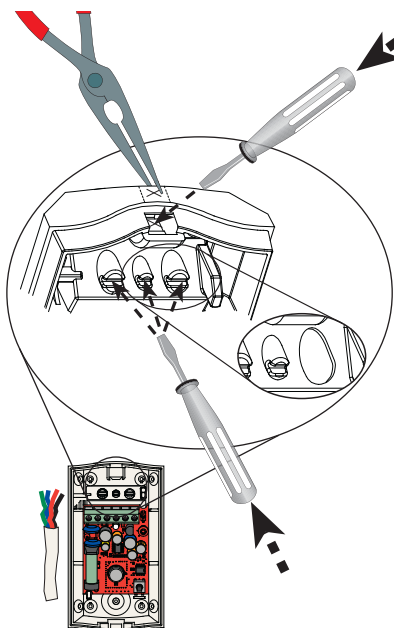
© 2012 Bosch Security Systems
F01U004505-04

Installation
Instalação
Instalación
安装

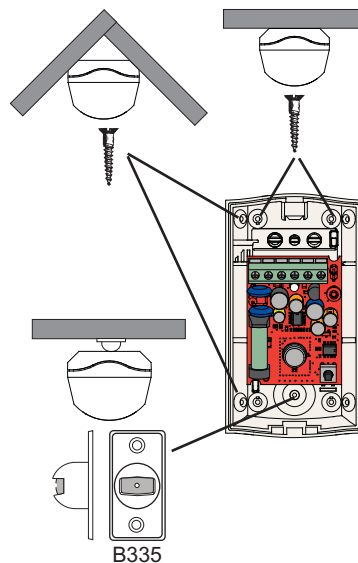
1



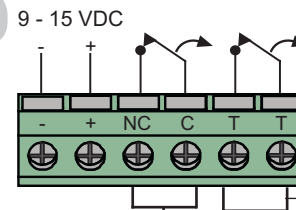
2



3



4



Alarm Relay: Maximum rating 125 mA, 28 VDC, 3 W.

Relé de alarma: Valores máximos admitidos 125 mA, 28 VCC, 3 W

Relé de alarma: Especificación máxima: 125 miliamperios, 28 Voltios de corriente continua (CC), 3 vatios

警报继电器: 最高额定值 125 毫安, 28 伏直流电, 3瓦。

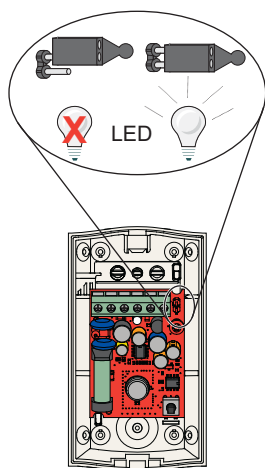
Tamper Contact: Connect to a 24-hour protection circuit; maximum rating 125 mA, 28 VDC, 3 W.

Contato de violação: Conectar a circuito de proteção 24 horas, valores máximos admitidos 125 mA, 28 VCC, 3 W.

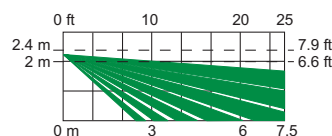
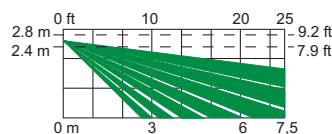
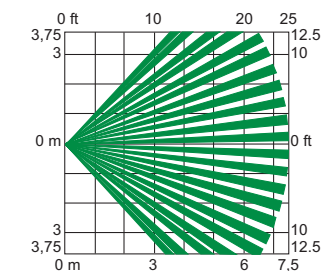
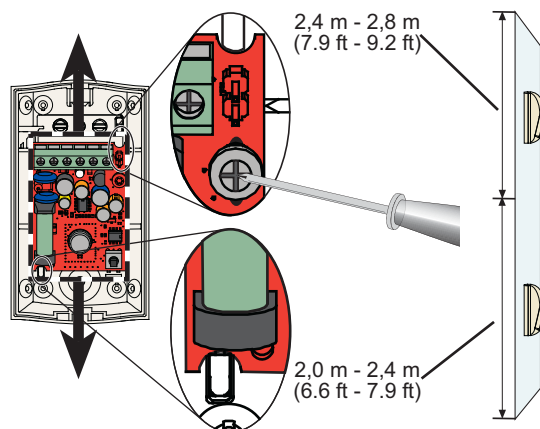
Contacto del circuito a prueba de sabotaje: Conecte a un circuito de protección permanente las 24 horas; especificación máxima: 125 mA, 28 Voltios de corriente continua (CC), 3 vatios.

防拆接点: 与 24 小时保护电路连接; 最大额定值 125 毫安, 28 伏直流电, 3 瓦。

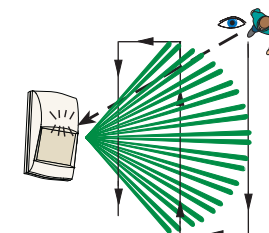
5



6



Walk Test
Teste de Movimento
Prueba de recorrido
步测



Power the detector. **Wait at least 2 min.**

Note: Have an installer test the detector at least yearly.

Ligar o sensor. **Aguardar no mínimo 2 minutos.**

Observação: Solicite a um instalador que teste o sensor pelo menos uma vez por ano.

Encienda el detector. **Espere al menos 2 min.**

Nota: Haga que un instalador pruebe el detector al menos una vez al año.

为探测器供电。等候至少两分钟。

备注: 请安装人员测试探测器, 至少每年一次。